



KEY FEATURES



Compact and Durable

Antenna materials are carefully chosen to minimize electrolytic corrosion and maximize rugged mechanical aspects to provide users with maintenance free operation



High Performance Radiation Pattern

Superior RF and Ground Plane Design to Ensure Maximum Directivity and Minimizes Leakages



Low Loss High Efficiency Radiation System

Exceptional VSWR ranging from 1.3 to 1.5 to maximize electrical to wireless power transfer

Low Side and Back Lobe Radiation

Easier Frequency Coordination and Interference Mitigation

Low Visibility

Neutral Color and Sleek Design Minimizes Visual Impact to Deployment Area

Work Well in Highly Congested Area

Antenna Directivity Optimizes License Free Radio Spectrum to Provide More Aggregated Bandwidth Per Deployment Area

Center Pin Grounded

Minimize Transient Voltage Protection for Connected Radio System

AirEther™ PA Series

2.4GHz and 5GHz Directional Panel Antennas

Inscape Data Corporation, the leading outdoor network appliance company, offers a broad range of high gain antennas, 9dBi to 29dBi, for every major license free air interface technology with broad deployments in all regions. The portfolio of Inscape Data directional panel antenna system includes all-weather antennas for outdoor long range license free radios and WiFi systems in bands ranging from 2.4GHz up to 6 GHz. The high performance and low loss directional panel antennas are built ground up with reliability and durability. Inscape Data directional panel antenna offers the best return on investment for value-priced license free long range wireless industry.

GENERAL TECH SPECS

Electrical

Polarization	Linear
Impedance	50 ± 5 Ohms

Mechanical

Connector Type	N Female
Temperature Range	-20°C to +60°C
Max Pole Size	2 inches
Reflector Material	Aluminum Alloy

APPLICATIONS



WIRELESS NETWORK SOLUTIONS

Building to building wireless connectivity or point to multipoint wireless bridges, Inscape Data outdoor antenna system provides high reliability and performance for the most demanding wireless networking applications



CARRIER SOLUTIONS

Inscape Data antenna solutions provide the best in class transmission electrical characteristics between 2.4 GHz and 5.8 GHz. The high performance characteristics keep the carrier wide-band high capacity backhaul and wireless transmission networks moving in the most extreme weather conditions



WIRELESS INFRASTRUCTURE

Complete outdoor wireless infrastructure antenna solutions from Inscape Data catering to wireless internet service providers, municipalities, SCADA, wireless machine to machine, telemetry, institutions, campuses, and more. Inscape Data is your one-stop source for high performance economical antenna solutions



WIRELESS VIDEO SECURITY

For hard to wire video applications, Inscape Data outdoor antenna system economically transmit and receive sensitive security images to secure parking lots, property perimeter, and even the most remote places

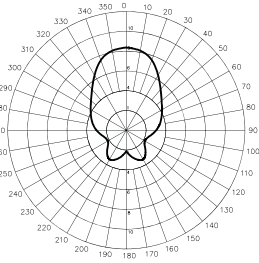
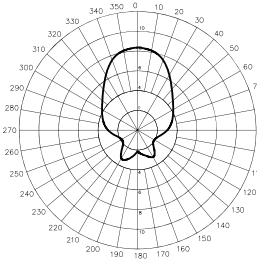
SYSTEM CONFIGURATIONS

Band Model Name	2.4GHz					5GHz	
	PA09	PA12	PA15	PA18	PA21	PA5G18	PA5G21
Electrical							
Frequency Range	2400~2500MHz	2400~2500MHz	2400~2500MHz	2400~2500MHz	2400~2500MHz	5100~5900MHz	5100~5900MHz
Gain (dBi)	9 dBi	12 dBi	15 dBi	18 dBi	21 dBi	18 dBi	21 dBi
3 dB Horizontal Beamwidth	75	50	45	30	20	10	10
3 dB Vertical Beamwidth	75	30	25	20	15	10	8
Front-to-Back Ratio	15dB	20dB	25dB	30dB	35dB	30dB	35dB
Maximum Power Input	10W	10W	10W	20W	20W	10W	20W
VSWR	1:1.5 Max	1:1.5 Max	1:1.5 Max	1:1.5 Max	1:1.3 Max	1:1.5 Max	1:1.3 Max
Mechanical							
Dimensions	107x90x30mm	215x90x30mm	454x134x30mm	463x263x30mm	370x370x35mm	263x263x48mm	370x370x35mm
Weight	280g	560g	800g	900g	2.1kg	1.68kg	2.1kg
Random Color	White	White	White	White	White	Gray & White	White
Random Material	PVC	PVC	PVC	PVC	PVC	PC & ABS	PVC
Mounting Method	Vertical	Vertical	Vertical	Vertical	Horizontal	Vertical	Vertical

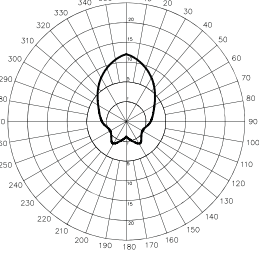
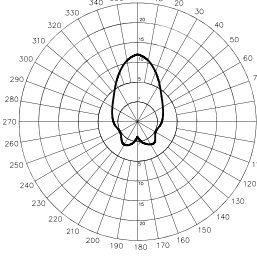
E-Plane Field Patterns

H-Plane Field Patterns

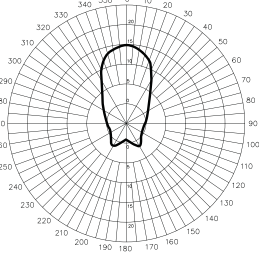
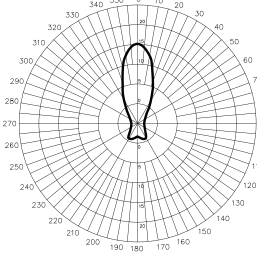
PA09



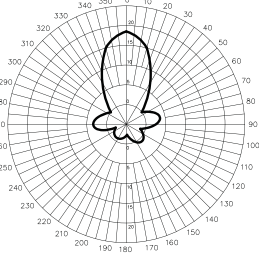
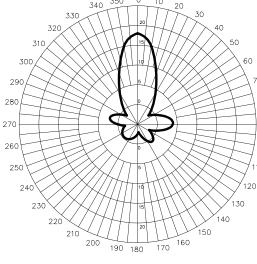
PA12



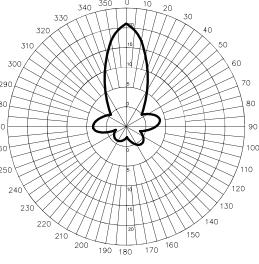
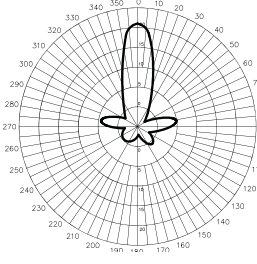
PA15



PA18



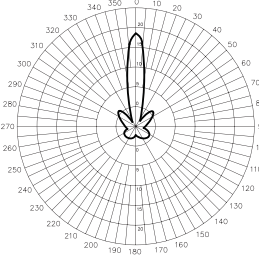
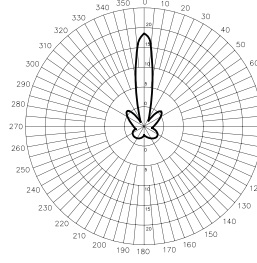
PA21



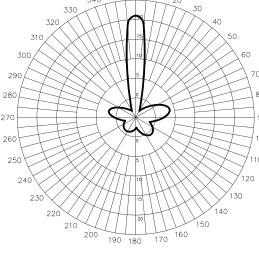
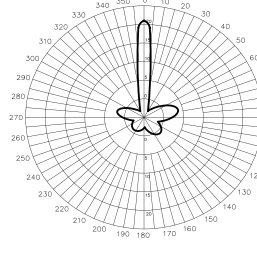
E-Plane Field Patterns

H-Plane Field Patterns

PA5G18



PA5G21



ACCESSORIES

AC100
1M Low Loss Antenna Cable
N-Male to N-Male



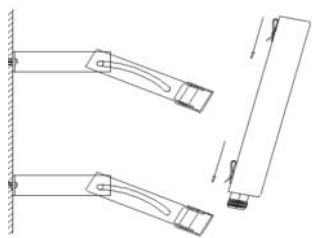
LSS0001
0-6GHz High Performance
RF Lighting Arrestor



PACKAGE CONTENTS

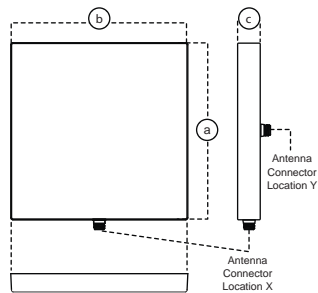
- Panel Antenna
- Wall Mount Kit
- SB100 Wall and Mast Mount Swivel Bracket Kit with U-Bolts
- Antenna Literature

BRACKET INFORMATION



Bracket Type	Swivel Wall & Pole Mount
Part No.	SB100
Max Length	19cm
Min Length	12cm
Weight	470g
Swivel Angel	+/- 90° (H) +/- 40° (V)
Material	Stainless Steel

DIMENSIONS & INTERFACES



Frequency & Part No.	Dimension a x b x c	Connector Location
2.4GHz - PA09	107x90x30mm	X
2.4GHz - PA12	215x90x30mm	X
2.4GHz - PA15	454x134x30mm	X
2.4GHz - PA18	263x263x30mm	X
2.4GHz - PA21	370x370x35mm	Y
4.9GHz - PA18	270x205x15mm	X
4.9GHz - PA21	370x370x35mm	Y
5GHz - PA18	263x263x48mm	X
5GHz - PA21	370x370x35mm	Y



THE LEADING
OUTDOOR NETWORK
APPLIANCE COMPANY

Product Information Online: <http://www.inscapedata.com/antenna-pa.htm>

Corporate Headquarters
1620 Oakland Road, Suite D101, San Jose, CA 95131, U.S.A.
PHONE +1.408.392.9800 FAX +1.408.392.9812
EMAIL sales@inscapedata.com

Total Turnkey Solutions for Outdoor PoE, Wired/Wireless, and IP Video Applications

© Copyright 2011, Inscape Data Corporation, All Rights Reserved. LinkPower, AirEther, AirGoogle and Inscape Data are trademarks of Inscape Data Corporation

Disclaimer: While every effort is made to ensure the information given is accurate, Inscape Data Corporation does not accept liability for any errors or mistakes which may arise. All specifications are subject to change without notice.