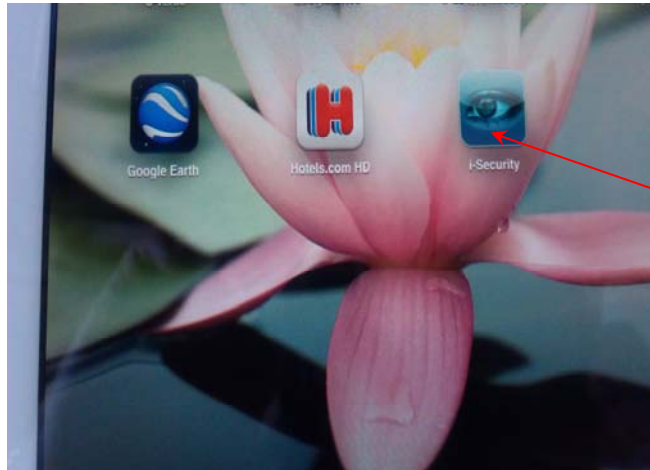




# i-Security App

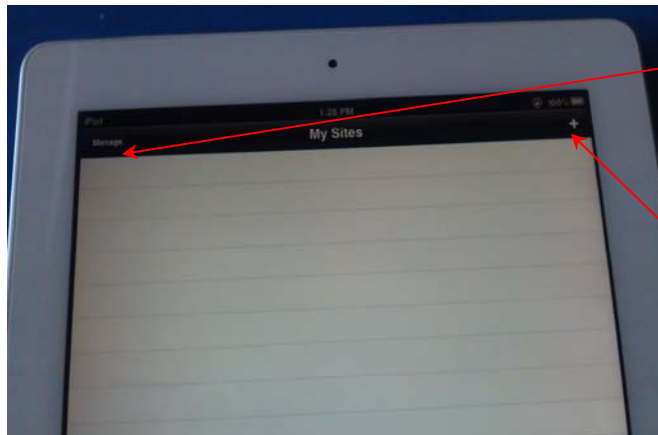
## Installation Instructions

Download i-Security App for Android from Google Play, iPhone App from iPhone App Store, or iPad App from iPad Store.



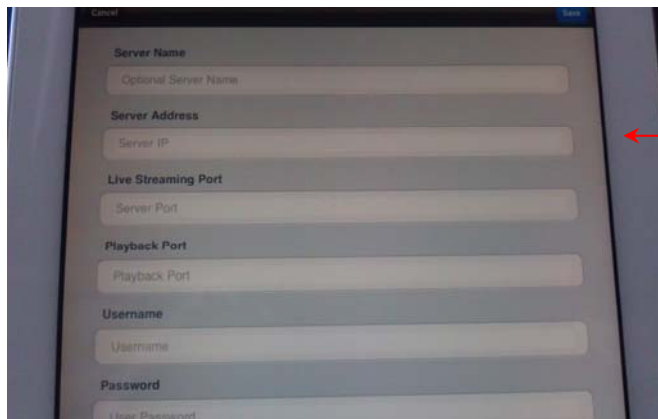
After download,  
please do the  
following steps:

1. Touch i-Security  
to open App



2. Touch "Manage"

3. Touch "+" to  
Open Setup Menu



4. Enter Your  
NVM2000 Network  
Information and  
Touch "Save"

Note: For more product & support information, please visit <http://www.inscapedata.com>