



KEY FEATURES

Compact and Durable

Antenna materials are carefully chosen to minimize electrolytic corrosion and maximize rugged mechanical aspects to provide users with maintenance free operation

High Performance Radiation Pattern

Superior RF and Ground Plane Design to Ensure Maximum Directivity and Minimizes Leakages

Low Loss High Efficiency Radiation System

Exceptional VSWR ranging from 1.3 to 1.5 to maximize electrical to wireless power transfer

Low Side and Back Lobe Radiation

Easier Frequency Coordination and Interference Mitigation

Low Visibility

Neutral Color and Sleek Design Minimizes Visual Impact to Deployment Area

Work Well in Highly Congested Area

Antenna Directivity Optimizes License Free Radio Spectrum to Provide More Aggregated Bandwidth Per Deployment Area

Center Pin Grounded

Minimize Transient Voltage Protection for Connected Radio System

GENERAL TECH SPECS

Electrical

Polarization	Linear
Impedance	50 ± 5 Ohms
VSWR	1:1.3 Max

Mechanical

Connector Type	N Female
Temperature Range	-20°C to +60°C
Random Color	White
Random Material	Fiber Glass
Random Base Material	Copper
Mounting Method	Vertical
Max Pole Size	2 inches

AirEther™ OA Series

2.4GHz and 5GHz Omni Directional Antennas

Inscape Data Corporation, the leading outdoor network appliance company, offers a broad range of high gain antennas, 9dBi to 29dBi, for every major license free air interface technology with broad deployments in all regions. The portfolio of Inscape Data omni-directional antenna system includes all-weather antennas for outdoor long range license free radios and WiFi systems in bands ranging from 2.4GHz up to 6 GHz. The high performance and low loss omni-directional panel antennas are built ground up with focus on reliability, durability, and performance. Inscape Data omni directional antenna offers the best return on investment for the license free long range wireless industry.

APPLICATIONS



WIRELESS NETWORK SOLUTIONS

Building to building wireless connectivity or point to multipoint wireless bridges, Inscape Data outdoor antenna system provides high reliability and performance for the most demanding wireless networking applications



CARRIER SOLUTIONS

Inscape Data antenna solutions provide the best in class transmission electrical characteristics between 2.4 GHz and 5.8 GHz. The high performance characteristics keep the carrier wide-band high capacity backhaul and wireless transmission networks moving in the most extreme weather conditions



WIRELESS INFRASTRUCTURE

Complete outdoor wireless infrastructure antenna solutions from Inscape Data catering to wireless internet service providers, municipalities, SCADA, wireless machine to machine, telemetry, institutions, campuses, and more. Inscape Data is your one-stop source for high performance economical antenna solutions



WIRELESS VIDEO SECURITY

For hard to wire video applications, Inscape Data outdoor antenna system economically transmit and receive sensitive security images to secure parking lots, property perimeter, and even the most remote places

SYSTEM CONFIGURATIONS

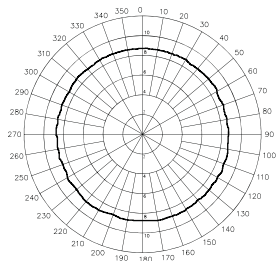
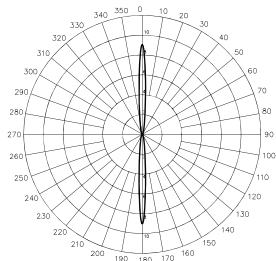
Band Model Name	2.4GHz			5GHz	
	OA09	OA12	OA15	OA5G09	OA5G12
Electrical					
Frequency Range	2400~2500MHz	2400~2500MHz	2400~2500MHz	5100~5900MHz	5100~5900MHz
Gain (dBi)	9 dBi	12 dBi	15 dBi	9 dBi	12 dBi
3 dB Horizontal Beamwidth	360°	360°	360°	360°	360°
3 dB Vertical Beamwidth	10°	10°	10°	6°	6°
Maximum Power Input	15W	15W	15W	10W	10W
Mechanical					
Dimensions	ø 35 x 420mm	ø 51 x 900mm	ø 51 x 1600mm	ø 35 x 420mm	ø 35 x 420mm
Weight	430g	910g	910g	410g	430g

2.4GHZ OA PATTERNS

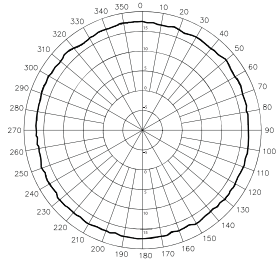
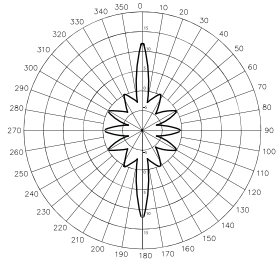
E-Plane Field Patterns

H-Plane Field Patterns

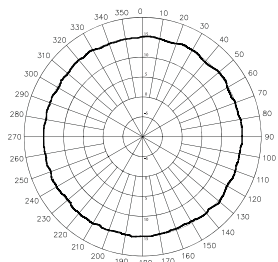
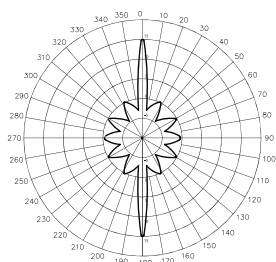
OA09



OA12



OA15

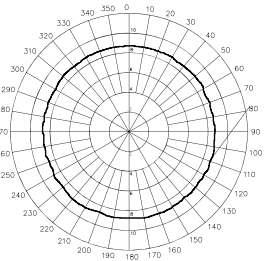
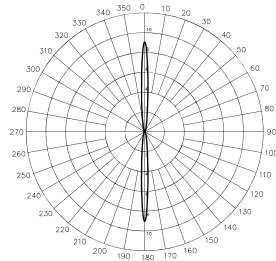


5GHZ OA PATTERNS

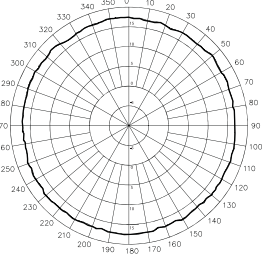
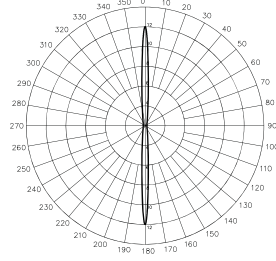
E-Plane Field Patterns

H-Plane Field Patterns

OA5G09

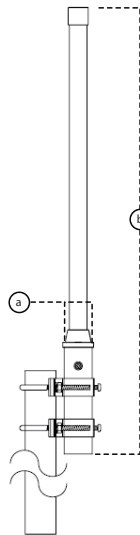


OA5G12



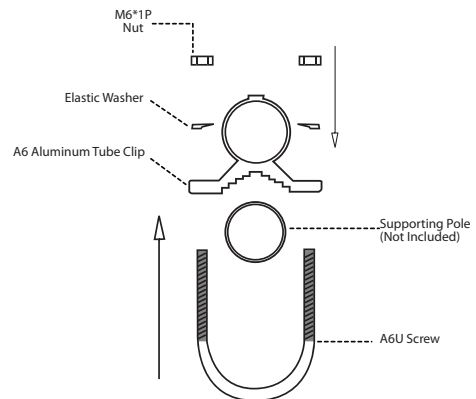
DIMENSIONS

Frequency & Part No.	Dimension axb
2.4GHz - OA09	Ø35 x 420mm
2.4GHz - OA12	Ø51 x 900mm
2.4GHz - OA15	Ø51 x 1600mm
4.9GHz - OA49G12	Ø35 x 420mm
5GHz - OA5G09	Ø35 x 420mm
5GHz - OA5G12	Ø35 x 420mm



BRACKET INFORMATION

Bracket Type	Wall & Pole Mount
Max Pole Diameter	2 inches
Material	Stainless Steel



ACCESSORIES

AC100
1M Low Loss Antenna Cable,
N-Male to N-Male



LSS0001
0~6GHz High Performance
RF Lighting Arrestor



PACKAGE CONTENTS

- Panel Antenna
- Wall and Pole Mount Kit
- Antenna Literature



THE LEADING
OUTDOOR NETWORK
APPLIANCE COMPANY

Total Turnkey Solutions for Outdoor PoE, Wired/Wireless, and IP Video Applications

Product Information Online: <http://www.inscapedata.com/antenna-oa.htm>

Corporate Headquarters
1620 Oakland Road, Suite D101, San Jose, CA 95131, U.S.A.
PHONE +1.408.392.9800 FAX +1.408.392.9812
EMAIL sales@inscapedata.com

© Copyright 2011, Inscape Data Corporation, All Rights Reserved. LinkPower, AirEther, AirGoogle and Inscape Data are trademarks of Inscape Data Corporation

Disclaimer: While every effort is made to ensure the information given is accurate, Inscape Data Corporation does not accept liability for any errors or mistakes which may arise. All specifications are subject to change without notice.