

LinkPower™ 2000AT Gigabit PoE Switch Series

LinkPower2004AT-2G

4 Gigabit PoE Ports & 2 Gigabit Uplink Ports



LinkPower2008AT

8 Gigabit PoE Ports



LinkPower2016AT-2F

16 Gigabit PoE Ports & 2 Gigabit SFP Fiber Uplink Ports



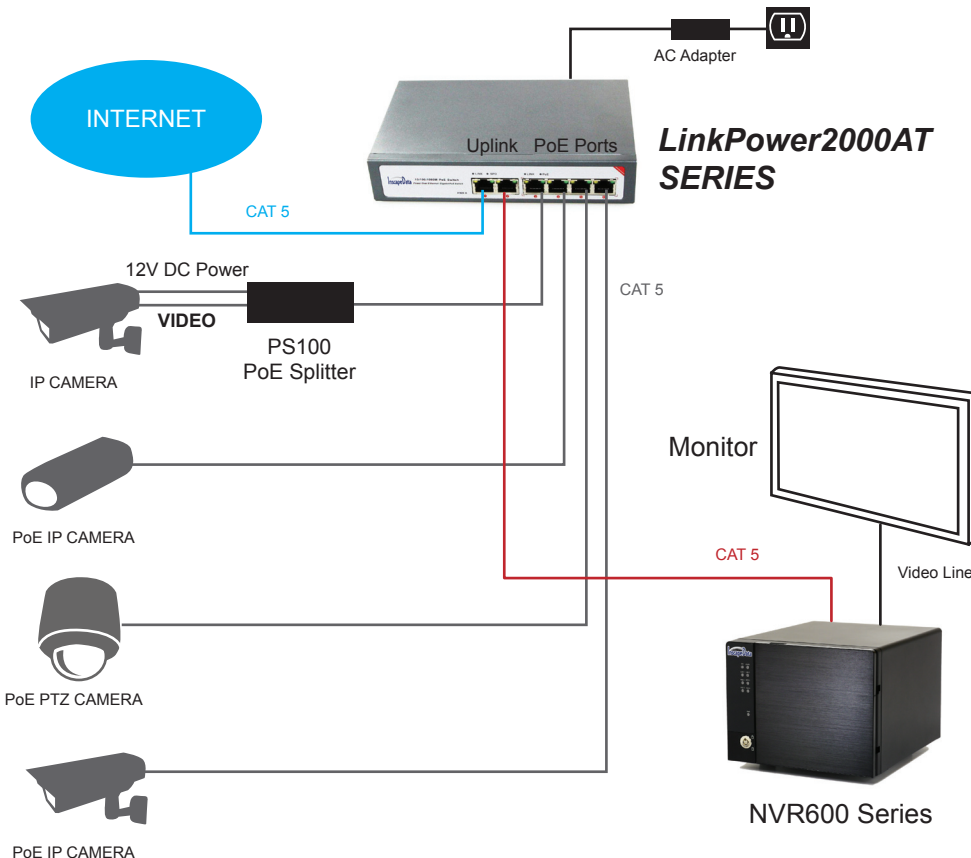
LinkPower2024AT-2F

24 Gigabit PoE Ports & 2 Gigabit SFP Fiber Uplink Ports



Inscape Data's LinkPower 2000AT Series Gigabit IEEE802.3at PoE Switch Systems help customers to stay on top of their business and keep their networks running smoothly. Accelerate their network performance and productivity when you send large real-time video and images to network servers, drives, and wireless Access Points and IP video cameras at Gigabit speed. Power over Ethernet (PoE) 25.5W capability also carries higher electrical power to network devices without the need for additional power outlets.

APPLICATION DIAGRAM



KEY FEATURES & BENEFITS

PLUG AND PLAY CONVENIENCE

LinkPower 2000AT Series unmanaged switch offers a quick and easy solution to extend your office network with plug & play installation, 1U Rack mounted design for easy data center installation, automatic adjustment, plug and play, no need software and protocol conversion

GIGABIT PERFORMANCE

LinkPower unmanaged switch offers Gigabit speeds to minimize transfer times and greatly enhance the ability to stream high-bandwidth files to connected devices without interference, All ports support wire-speed switching, frame size within the range of 64 to 1536 can achieve wire-speed

POWER WHERE YOU NEED IT

With IEEE802.3at PoE built-in and compliant IEEE 802.3/IEEE 802.3u/ IEEE 802.3x/ IEEE 802.3ab standards to supplying power to 5 classes networking devices such as network hubs, IP phones, and IP cameras can be located anywhere without the need for AC outlets (Maximum power of each port is 25.5W)

NETWORK SURGE PROTECTION

All network ports have lightning-protection function (AC power port: differential mode +/-2kV, common mode +/-4kV)

QUALITY OF SERVICE (QOS) TRAFFIC PRIORITIZATION

QoS traffic prioritization provides the ability to give precedence to particular devices or activities to ensure mission critical data throughput is maintained regardless of network congestion. Auto-sensing ports automatically optimize speed for each connected device (QOS, RSETMSTP, IGMP; RADIUS and 802.1X certification)

UPLINK PORTS FOR EASY NETWORK EXPANSION

All network port 10/100 /1000Mbps automatic adjustment RJ45 PoE ports, additionally 2x10/100/1000Mbps Gigabit uplink ports for LinkPower2006AT-2G and 2x 10/100 /1000Mbps SFP fiber uplink ports for LinkPower2016AT-2F & LinkPower2024AT-2F

PRODUCT SPECIFICATIONS

Product Model	LinkPower2002	LinkPower2008AT	LinkPower2016AT	LinkPower2024
Connector Type	4x 10/100/1000M copper cable RJ45 PoE ports(All ports support MDI/MDIX automatic adjustment), 2x 10/100/1000M Uplink Ports	8x 10/100/1000M copper cable RJ45 PoE ports(All ports support MDI/MDIX automatic adjustment)	16x 10/100/1000M copper cable RJ45 PoE ports(All ports support MDI/MDIX automatic adjustment); 2x 10/100 /1000Mbps SFP fiber uplink ports	24x 10/100/1000M copper cable RJ45 PoE ports(All ports support MDI/MDIX automatic adjustment); 2x 10/100 /1000Mbps SFP fiber uplink ports
Forwarding Mode	Store-and-forward architecture, 192K forwarding memory	Store-and-forward architecture, line speed forwarding	1000M line speed forwarding; Packet Length: 10K; Packet Buffer: 4.1M	1000M line speed forwarding; Packet Length: 10K; Packet Buffer: 4.1M
Network Medium	10BASE-T: Cat3, 4, 5 UTP(≤100 meter) 100BASE-TX: Cat5 or more UTP(≤100 meter) 1000BASE-TX: Cat5 or more UTP(≤100 meter)			
Performance Specifications	Bandwidth: 8.8Gbps (non-blocking) Network Latency (100 to 100M bps): Maximum delay less than 20μs Packet Buffer Memory: 96KB Address Database Size: 1,000 MTBF: 190,000 hours (about 21 years)	Bandwidth: 16Gbps (non-blocking) MAC Address Table: 8K MTBF: 190,000 hours (about 21 years)	Backplane Bandwidth: 52Gbps Network Delay: less than 20 microsecond Packet Buffer: 96KB Address Database: 8K MTBF: 190,000 hours (about 21 years)	Backplane Bandwidth: 52Gbps Network Delay: less than 20 microsecond Packet Buffer: 96KB Address Database size: 1000 MTBF: 190,000 hours (about 21 years))
PoE Description	IEEE 802.3at, each port power is 25.5W; Port1 to Port8 support PoE power; End-span(1/2+, 3/6-line pair) power supply, can be customized mid-span(4/5+, 7/8- line pair) power supply	IEEE 802.3at, each port power is 25.5W; Port1 to Port8 support PoE power; End-span(1/2+, 3/6-line pair) power supply, can be customized mid-span(4/5+, 7/8-line pair) power supply	IEEE 802.3at, each port power is 25.5W; Port1 to Port16 support PoE power; The even number Port(1/3/5/7/9/11/13/15) is end-span(1/2+, 3/6-line pair) power supply, the odd number port(2/4/6/8/10/12/14/16) is mid-span(4/5+, 7/8- line pair) power supply	IEEE 802.3at, each port power is 25.5W; Port1 to Port24 support PoE power; The even number Port(1/3/5/7/9/11/13/15/17/19/21/23) is end-span(1/2+, 3/6-line pair) power supply, the odd number port(2/4/6/8/10/12/14/16/18/20/22/24) is mid-span(4/5+, 7/8- line pair) power supply
Network Protocols and	IEEE 802.3; IEEE 802.3u; IEEE 802.3ab; IEEE 802.3x Flow Control;			



THE LEADING
OUTDOOR NETWORK
APPLIANCE COMPANY

Product Information Online: <http://www.inscapedata.com/linkpower2000at.htm>

Corporate Headquarters
1620 Oakland Road, Suite D101, San Jose, CA 95131, U.S.A.
PHONE +1.408.392.9800 FAX +1.408.392.9812
EMAIL sales@inscapedata.com

Total Turnkey Solutions for Outdoor PoE, Wired/Wireless, and IP Video Applications

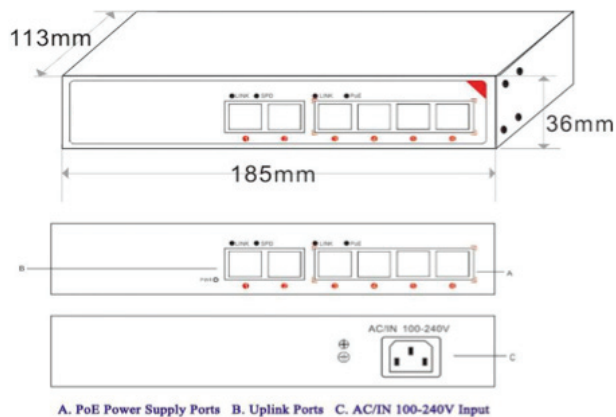
© Copyright 2015, Inscape Data Corporation, All Rights Reserved. LinkPower, AirEther, AirGoogle and Inscape Data are trademarks of Inscape Data Corporation

Disclaimer: While every effort is made to ensure the information given is accurate, Inscape Data Corporation does not accept liability for any errors or mistakes which may arise. All specifications are subject to change without notice.

PRODUCT DIMENSIONS

LinkPower2004AT-2G

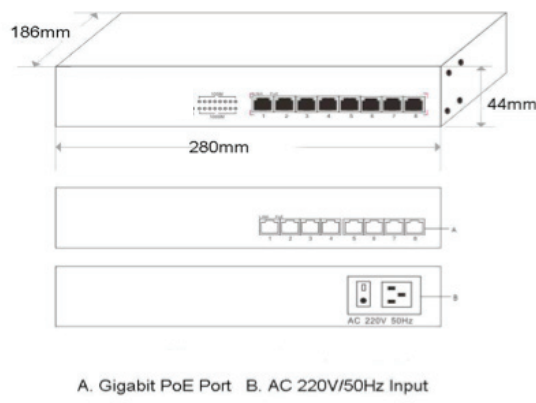
WxHxD (mm): 185 x 113 x 36mm



A. PoE Power Supply Ports B. Uplink Ports C. AC/IN 100-240V Input

LinkPower2008AT

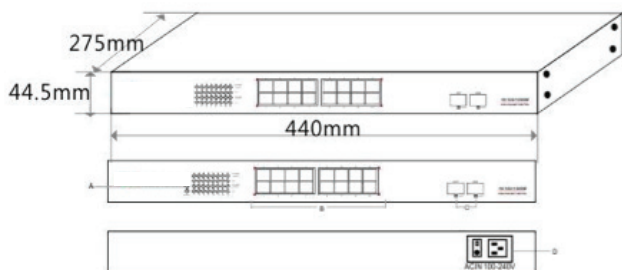
LxWxH (mm): 280 x 186 x 44mm



A. Gigabit PoE Port B. AC 220V/50Hz Input

LinkPower2016AT-2F

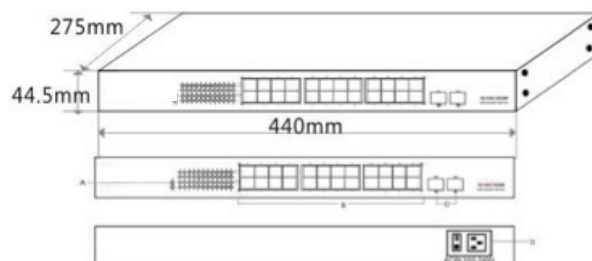
WxHxD (mm): 440 x 275 x 44.5 mm



A. Working Status Light
 B. 16x Gigabit PoE Ports
 C. SFP Fiber Port
 D. AC100-240V,50/60Hz Input Port

LinkPower2024AT-2F

WxHxD (mm): 440 x 275 x 44.5 mm



A. Working Status Light
 B. 24x Gigabit PoE Ports
 C. SFP Fiber Port
 D.AC100-240V,50/60Hz Input Pory